

# \$5MM Hypothetical Portfolio

Carrelton Asset Management (Carrelton Horizon Fund LP)

Contact Information	Annual Returns
---------------------	----------------

**Peter Catranis**  
 Accredited Investment Management  
 Wells Fargo Tower 13th Floor  
 2030 Main Street, Irvine, CA 92614  
 Telephone: 800 994 5757  
 Facsimile: 949 376 8025  
 E-mail: [peter@catranis.com](mailto:peter@catranis.com)  
 Web Site: [www.catranis.com](http://www.catranis.com)

Fund Information	
------------------	--

Program Name	Carrelton Horizon Fund LP
Start Date	July 2005
Minimum Account	\$1,000,000
Management Fee	2%
Performance Fee	20%
Margin to Equity	300.00%
Type of Program	Systematic
Round Turns/Million	NA

Performance Measurement Statistics			
------------------------------------	--	--	--

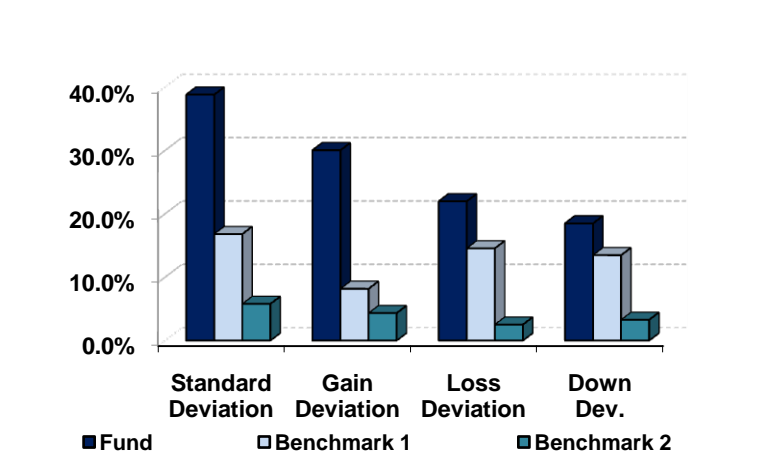
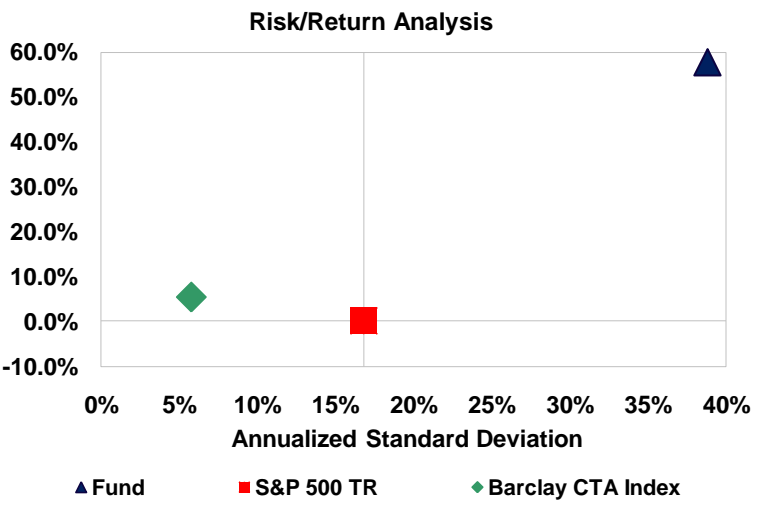
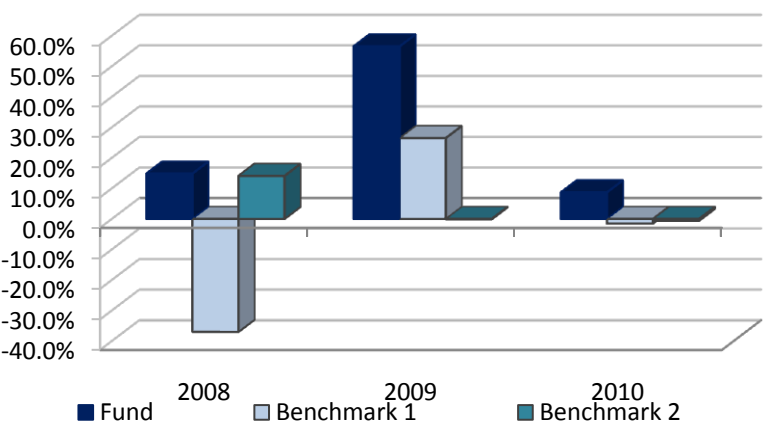
Growth of \$1,000.	Fund	BM 1	BM 2
Inception to date	\$9,421	\$1,014	\$1,300

Annual Returns	Fund	BM 1	BM 2
2010	8.69%	-1.50%	-0.60%
2009	56.52%	26.46%	-0.10%
2008	14.83%	-37.00%	14.09%

Annualized Risk	Fund	BM 1	BM 2
Standard Deviation	38.79%	16.80%	5.78%
Semi Deviation	35.13%	21.80%	5.16%
Gain Deviation	30.03%	8.16%	4.32%
Loss Deviation	21.96%	14.54%	2.52%
Downside Deviation (RF)	18.48%	13.46%	3.27%
Maximum Drawdown	-30.2%	-50.9%	-4.1%
Sharpe Ratio (RF)	1.31	-0.06	0.47
Sortino Ratio (RF)	2.37	-0.19	0.78

Return	Fund	BM 1	BM 2
Cumulative Return	842%	1%	30%
Monthly Max Gain	41.4%	9.6%	5.5%
Monthly Max Loss	-21.5%	-16.8%	-2.9%
Monthly % Profitable	66.1%	64.4%	55.9%

Year	Jan	Feb	Mar	Apr	May	Jun	Jul	Aug	Sep	Oct	Nov	Dec	Year
2010	-8.56%	10.17%	7.90%	-0.59%	0.59%								8.69%
2009	11.80%	-13.10%	15.47%	17.06%	4.38%	-9.77%	14.44%	0.90%	7.95%	-7.43%	-0.67%	10.41%	56.52%
2008	0.88%	11.20%	11.77%	4.39%	11.33%	-0.23%	-0.03%	-0.51%	-19.49%	-10.67%	-2.21%	12.92%	14.83%



**FUTURES AND COMMODITIES TRADING INVOLVES SIGNIFICANT RISK AND IS NOT SUITABLE FOR EVERY INVESTOR. INFORMATION CONTAINED HEREIN IS STRICTLY THE OPINION OF ITS AUTHOR AND IS INTENDED FOR INFORMATIONAL PURPOSES. INFORMATION IS OBTAINED FROM SOURCES BELIEVED RELIABLE, BUT IS IN NO WAY GUARANTEED. OPINIONS, MARKET DATA AND RECOMMENDATIONS ARE SUBJECT TO CHANGE AT ANY TIME. PAST RESULTS ARE NOT INDICATIVE OF FUTURE RESULTS.**