

Hypothetical Fund of Fund - Individual Manager Report

Newton Capital Partners, L.P.

Contact Information	Annual Returns
---------------------	----------------

Peter Catranis
 Accredited Investment Management
 Wells Fargo Tower 13th Floor
 2030 Main Street, Irvine, CA 92614
 Telephone: 800 994 5757
 Facsimile: 949 376 8025
 E-mail: peter@catranis.com
 Web Site: www.cta-online.com

Fund Information	
------------------	--

Program Name	Newton Capital Partners, L.P.
Start Date	May 1998
Minimum Account	\$250,000
Strategy Description	Macro
Reporting Style	Net of All Fees
Management Fee	1.50%
Performance Fee	20%
Firm Assets	188,600,000

Performance Measurement Statistics				
------------------------------------	--	--	--	--

Growth of \$1,000.	Fund	BM 1	BM 2
Inception to date	\$3,649	\$1,228	\$1,920

Annual Returns	Fund	BM 1	BM 2
----------------	------	------	------

2010	1.67%	-0.11%	-0.96%
2009	9.80%	26.46%	-0.10%
2008	18.68%	-37.00%	14.09%

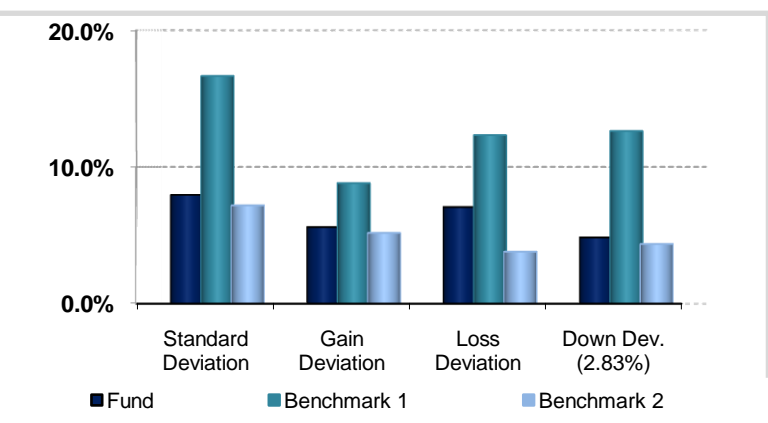
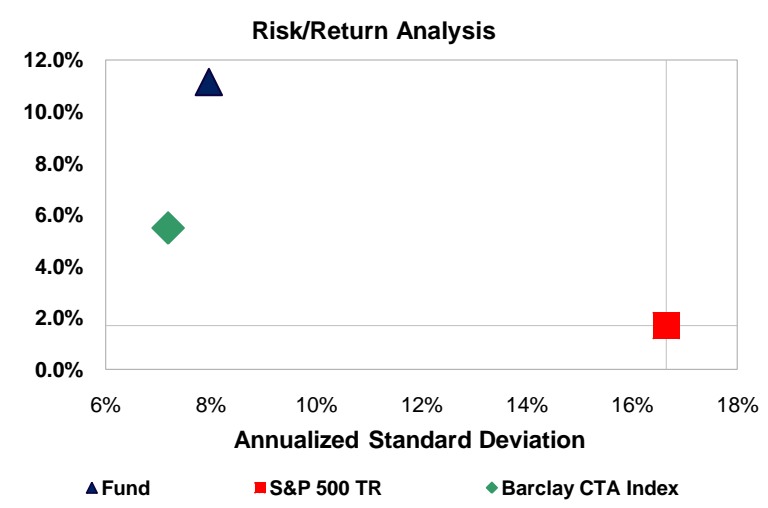
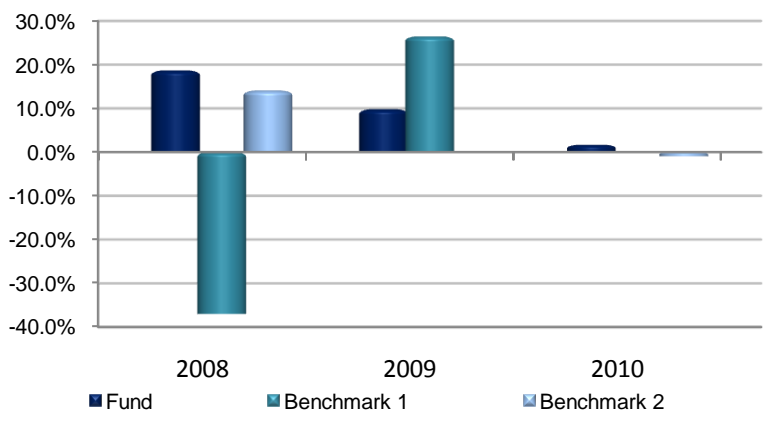
Annualized Risk	Fund	BM 1	BM 2
-----------------	------	------	------

Standard Deviation	7.96%	16.65%	7.18%
Semi Deviation	7.97%	19.20%	6.66%
Gain Deviation	5.60%	8.81%	5.17%
Loss Deviation	7.06%	12.33%	3.80%
Downside Deviation (RF)	4.84%	12.63%	4.36%
Maximum Drawdown	-8.1%	-50.9%	-7.7%
Sharpe Ratio (RF)	1.02	0.02	0.39
Sortino Ratio (RF)	1.62	-0.09	0.58

Return	Fund	BM 1	BM 2
--------	------	------	------

Cumulative Return	265%	23%	92%
Monthly Max Gain	8.2%	9.8%	6.5%
Monthly Max Loss	-7.0%	-16.8%	-4.6%
Monthly % Profitable	76.2%	58.5%	55.8%

Year	Jan	Feb	Mar	Apr	May	Jun	Jul	Aug	Sep	Oct	Nov	Dec	Year
2010	0.97%	-0.91%	0.37%	0.31%	0.81%	0.14%	-0.02%						1.67%
2009	-0.61%	0.70%	3.17%	1.41%	0.50%	1.17%	0.99%	0.01%	0.36%	0.82%	0.67%	0.24%	9.80%
2008	2.50%	2.42%	1.07%	2.51%	1.56%	0.44%	0.29%	0.00%	2.04%	2.92%	0.85%	0.70%	18.68%



FUTURES AND COMMODITIES TRADING INVOLVES SIGNIFICANT RISK AND IS NOT SUITABLE FOR EVERY INVESTOR. INFORMATION CONTAINED HEREIN IS STRICTLY THE OPINION OF ITS AUTHOR AND IS INTENDED FOR INFORMATIONAL PURPOSES. INFORMATION IS OBTAINED FROM SOURCES BELIEVED RELIABLE, BUT IS IN NO WAY GUARANTEED. OPINIONS, MARKET DATA AND RECOMMENDATIONS ARE SUBJECT TO CHANGE AT ANY TIME. PAST RESULTS ARE NOT INDICATIVE OF FUTURE RESULTS.